

Pre-chapter activities for families

Encourage the young people to share the Get Connected pages with their families. You can help them connect with what was done at home by inviting group discussion of the suggested activities and the featured saint, and by using A Prayer for the Week when appropriate.

7

Getting ready for Chapter 18

Get Connected

The Church Today

We receive the Holy Spirit at Baptism, and we are strengthened by the Holy Spirit in the Sacrament of Confirmation. In Confirmation, the bishop lays his hand upon and anoints the forehead of the person being confirmed with Sacred Chrism, while saying, "(Name), be sealed with the Gift of the Holy Spirit." In Confirmation, the Holy Spirit draws us into fuller participation in the Church, opening our hearts to God's Word.

ACTIVITY

Mr. Grant, our next-door neighbor, used to wait until everyone else's driveway was shoveled before he drove out in his snowblower to clear his driveway. I always thought that was selfish of him.

Mr. Grant passed away last year, and when the first snowfall came, there was no snowblower to be seen. My mom said, "Go over and shovel the driveway for Mrs. Grant." I wanted to mention the snowblower, but instead I just said, "Okay." I spent an hour shoveling Mrs. Grant's driveway.


Mrs. Grant came to her door and said, "Let me pay you." Glad to have done an act of kindness, I heard myself say, "No thanks, Mrs. Grant. We're neighbors."

Do one of the following.

1. Ask your friends to share times they felt inspired to do something good for someone without seeking a reward.
2. Plan to do a random act of kindness for someone in your family this week.

QUOTABLE SCRIPTURE

Seek the Lord while he may be found, call upon him while he is near. Psalm 138



273


Getting ready for Chapter 18

Get Connected

Scripture Background

In the Time of Jesus

JESUS' FAMILY TREE Although there are more than twenty genealogies in the Old Testament, only two appear in the New Testament. In the genealogies of Jesus, Matthew and Luke both include David, the shepherd boy who became a great king of Israel. Also appearing on both lists is Abraham, a Patriarch of the nation of Israel. While Matthew stops with Abraham, Luke traces Jesus' ancestry all the way back to Adam. In Mark 3:31-35, Jesus talks about who is part of his family. Read the genealogies of Jesus in Matthew 1:1-16 and Luke 3:23-38.



THROUGH THE WEEK


A Prayer for the Week. Lord, we pray for the future of our family and for the future of your Church. With the Holy Spirit as our guide, help us to be faithful to you, and to bring the Good News to the world. Amen.

ON SUNDAY

Bless yourself with holy water before Mass, reminding yourself that the Holy Spirit is present to help you live as a faithful follower of Jesus.

ON THE WEB

BlessAreWe.com
 RCLBLectioary.com
 SaintsResource.com



274

A Prayer for the Week

Remind the young people of this saying from Pope Saint John XXIII: "Leave the past to God's mercy, the present to his love, and the future to his providence." Give the group a moment to think of some fears and hopes for the future, and then entrust them to God's providence as you pray.

Sunday Connection

Visit Our Web Site

Catechists and parents can visit RCLBLectioary.com for:

- resources related to the Sunday liturgy
- summary of the Sunday Scripture readings
- Reflection Question of the Week

More About the Saint of the Week

Saint John the Baptist Son of Zachary and Elizabeth. Lived in the desert. Pointed out Jesus as "the Lamb of God." Baptized Jesus in the Jordan River. Often called "the last prophet of the Old Testament and the first of the New."

... [U]nder the guidance of the Holy Spirit, seek to serve all people like Christ, who came not to be served but to serve.

The Order of Confirmation 22

Share

You were baptized into the Church. The Church supports you, leads you, teaches you the faith, encourages you, and provides you with the opportunity to grow as a Catholic. The Church helps you recognize the gifts God has given you to share with others. You can use these gifts to serve your family, parish, and local community. Serving others is an important part of being a Christian. In Confirmation, Catholics are invited to give more of themselves to their faith and to use their gifts in more responsible and challenging ways.

ACTIVITY

A confirmed Catholic takes responsibility for his or her faith. List four ways a confirmed Catholic could do so. Then choose one of the ways from your list, and discuss with a partner how you could put it into practice.



ADDITIONAL ACTIVITY

Interviewing a Confirmation Candidate

- Invite recently-confirmed young people to share their Confirmation preparation experiences.
- Have the young people prepare questions they might ask about the Sacrament of Confirmation. Possible questions include: *What have you discovered about your faith and the Church? How did you prepare for the Sacrament of Confirmation? What part of the ritual was most meaningful to you?*
- Allow time for the confirmed young people to answer questions and engage in discussion. Afterward invite volunteers from the group to share what they learned.

Share

Objective To consider factors that make a person ready for Confirmation

Praying with Liturgical Text

- Tell the young people that, as Catholics, we are called to serve people in need.
- Light the candle near the Bible in the prayer center. Pray the liturgical verse at the top of page 275. Allow a moment for reflection.
- Sing the unit song on page 260.

Sharing Experiences

- Have the young people read the Share paragraph on page 275.
- Engage the young people in a discussion about how we learn about our faith and grow as Catholics. (*Possible responses: from family members, from our parish priest and catechist, through prayer and worship, by participating in Mass, by helping others*)

Doing the Activity

- Have the young people read the instructions to the activity and list four ways a confirmed Catholic could take responsibility for his or her faith.
- Invite the young people to form pairs and discuss how they could put into practice some of the examples they have listed.

CALL ATTENTION to the Page Turner questions throughout the chapter.

Hear and Believe

Objective To learn how the Sacrament of Confirmation is celebrated in the Church and to describe the Seven Gifts of the Holy Spirit

Discussing Liturgy

- Invite the group to look at the photograph on page 276.
- Point out that the young people in the picture have gathered to celebrate the Sacrament of Confirmation.
- Explain that the bishop is the ordinary minister of this Sacrament. At times, he may appoint a priest to administer the Sacrament of Confirmation.
- Invite a volunteer to read aloud the first paragraph on page 276.
- Explain that through Confirmation, the Holy Spirit strengthens our bond with the Church and enables us to live responsibly as Christians.
- Ask several volunteers to continue reading aloud The Order of Confirmation.
- Mention that the Holy Spirit came upon the Apostles on Pentecost, fifty days after Jesus' Resurrection. The Holy Spirit strengthened the Apostles to be active followers of Jesus.
- As time permits have the young people read about the coming of the Holy Spirit upon the disciples on Pentecost in Acts 8:14-17 in their Bibles.

Hear and Believe Worship

The Order of Confirmation

The Holy Spirit inspires us and gives us the grace to love and serve others. The gift of the Holy Spirit is given to us in the Sacrament of Baptism and then sealed, or strengthened, in Confirmation. In the Order of Confirmation, the bishop prays that we will use the Gifts of the Holy Spirit to follow Christ more closely. When Confirmation is celebrated during Mass, the bishop may give a homily similar to the following. The homily explains the Scripture readings and helps the Confirmation candidates gain deeper insight into the Sacrament they are receiving.

The Apostles, who had received the Holy Spirit on the day of Pentecost in fulfillment of the Lord's promise, had power to complete the work of Baptism by the giving of the Holy Spirit, as we read in the Acts of the Apostles. When Saint Paul had laid his hands on certain people who had been baptized, the Holy Spirit came upon them, and they spoke in tongues and prophesied.

The Bishops, as successors of the Apostles, possess the same power and, either in their own right or through Priests lawfully appointed to fulfill this ministry, they confer the Holy Spirit on those who have already been born again in Baptism.

Even if today the coming of the Holy Spirit is no longer widely made manifest by the gift of tongues, we know by faith that the Spirit, through whom the love of God has been poured into our hearts and through whom we are gathered in unity of faith and in diversity of callings, is received by us and is working invisibly to make the Church holy and one.

Dearly beloved, the gift of the Holy Spirit, which you are about to receive, will be a spiritual seal, by which you will be conformed to Christ and will be made more fully members of his Church.

... [Y]ou who are already baptized will now receive the power of his Spirit and be signed with his Cross on your foreheads. And so, you must always bear witness to his Passion and Resurrection before the world, so that your manner of life, as the Apostle says, may be in every place the pleasing fragrance of Christ.

Be living members of this Church, therefore, and, under the guidance of the Holy Spirit, seek to serve all people like Christ, who came not to be served but to serve.

The Order of Confirmation 22



LITURGY BACKGROUND

Anointing with Oil

Since ancient times, oil has been a symbol of strength and energy. The Israelites used oil to anoint priests, prophets, and kings to set them apart for a special mission. The community pledged to support the anointed person marked for this special service.

In Confirmation the bishop anoints us with sacred oil called *Sacred Chrism*, which is a mixture of olive oil and a fragrant substance called *balsam*, or *balm*. We are sealed with the Holy Spirit, who helps us be strong witnesses to Christ in our daily lives.

Confirmed in the Spirit

Confirmation completes the grace of Baptism, and fills us with the Holy Spirit's presence. Like Baptism, Confirmation is given only once. It leaves a spiritual mark, or character, on our souls. This character is a sign that Jesus has marked us with the seal of his Spirit.

The readings proclaimed at Confirmation have been specifically chosen by the Church for use during this rite. After the readings, the candidates may be identified by the bishop. Then they hear a homily similar to the one you just read. Next, the candidates renew their baptismal promises. The candidates are then invited forward, usually with their sponsors, and the bishop extends his hands over them. This gesture signifies the sending of the Holy Spirit upon the faithful, enabling them to carry out the mission of the Church. Then, the bishop places his hand on each candidate and anoints the candidate's forehead, praying, "(Name), be sealed with the Gift of the Holy Spirit." This action signifies the giving of the strength of the Holy Spirit, who guides us in carrying out our responsibilities as members of the Church.

The Mass then continues with The Universal Prayer and the Liturgy of the Eucharist. The Mass ends with a special blessing for those confirmed.

Like the Sacraments of Baptism and Holy Orders, the Sacrament of Confirmation can be received only once. The mark of Christ that we receive in Confirmation remains with us forever. It leads us to lives of worship and service to the Church under God's constant care.

The Action of the Holy Spirit in Our Lives

The Church identifies seven particular **Gifts of the Holy Spirit** received in Baptism and strengthened in Confirmation. These gifts strengthen us in Christ's love and inspire us to spread his truth to others: wisdom, understanding, knowledge, counsel, piety, fortitude, and fear of the Lord.

- Wisdom helps us know how God wants us to live.
- Understanding helps us know what God teaches through Jesus, the Bible, and the Church.
- Knowledge gives us the ability to live as God wants us to live.
- Counsel helps us make good decisions each day.
- Piety helps us love God more than anything else.
- Fortitude helps us be strong in living our faith in Christ.
- Fear of the Lord helps us to be thankful for all God's gifts.

The Gifts of the Holy Spirit strengthen us to give **witness** to Jesus, who suffered, died, and rose again for our salvation. This is the Good News the Holy Spirit helps us proclaim to others. This truth is essential to our Catholic faith, which is one and the same throughout the world.

ACTING

As a class, choose one of the seven Gifts of the Holy Spirit, and discuss how this gift can help you serve the Church.

Faith Words

Confirmation
Confirmation is a Sacrament of Christian Initiation in which we receive the special strength of the Holy Spirit to faithfully give witness to Christ and grow in holiness.

Gifts of the Holy Spirit
The gifts of the Holy Spirit are the seven special gifts, or blessings, that enable us to become more Christ-like: wisdom, understanding, knowledge, counsel, piety, fortitude, and fear of the Lord.

witness
Witness is an attesting to the truth of something by words or actions. We give witness to Christ by imitating in our everyday lives what Jesus would say or do.

What is the work of the Holy Spirit in the liturgy?

277

Understanding Liturgy

- Have the young people read and discuss Confirmed in the Spirit on page 277.
- Ask for a volunteer to name the essential action in the Sacrament of Confirmation. (*Anointing with Sacred Chrism and the laying on of hands*)
- Invite a young person to read aloud The Action of the Holy Spirit in Our Lives.
- Ask the young people to name the Seven Gifts of the Holy Spirit. (*Wisdom, understanding, knowledge, counsel, piety, fortitude, and fear of the Lord*)

Doing the Activity

- Invite the young people to think of the names of the Seven Gifts of the Holy Spirit.
- Have the young people complete the activity.
- Discuss the young people's responses.

Faith Words

Ask the young people each to write a brief paragraph that contains all of the Faith Words.

LITURGY CONNECTION

Holy Orders

The bishop is the ordinary minister of Confirmation and Holy Orders. A priest may confirm in certain circumstances in the Roman Catholic Church, but in both East and West, only a bishop may ordain. During the Rite of Ordination of a Priest a new priest kneels before the bishop for the anointing of his hands with Sacred Chrism. At the laying on of hands the priest receives the Holy Spirit, who strengthens and guides him in his priestly ministry. The assembly traditionally sings "Veni, Creator Spiritus" to invoke the Holy Spirit as this ritual action is taking place.

ADDITIONAL ACTIVITY

Creating a Confirmation Program

- Briefly review what happens during the celebration of Confirmation by referring to page 277.
- Distribute papers folded into eight-page booklets. Invite the young people to make programs for a Confirmation liturgy. Tell them that their programs should include an explanation of the steps of the liturgy.
- Invite the young people to illustrate their programs. When they have finished, display programs in the room.

Hear and Believe

Objective To recognize that in Confirmation the Holy Spirit unites us more perfectly to Christ and the Church

Discussing Scripture

- Invite the young people to examine the illustration on page 278. Have a volunteer share how Paul is bringing comfort and encouragement to members of the Church. (*By writing them a letter*)
- Remind the young people that Paul was writing to new Christians, people who were still learning to live their new faith. Explain that new Christians sometimes had doubts and fears. Often the government punished, even executed, people for following this new religion.
- Invite a volunteer to read aloud the introductory paragraph and the Scripture text.
- Ask the young people what Saint Paul's letter tells the Christians in Rome about the Holy Spirit. (*That the Holy Spirit has made them members of God's family*)
- Invite another volunteer to read aloud the final paragraph.
- Have the young people share what it means to be a "child of God." (*Answers will vary.*)

Understanding Doctrine

- Have the young people read Our Church Teaches.
- Explain that Jesus continues to be present in the Church through the power of the Holy Spirit. It is the Holy Spirit who guides the life of the Church.

We Believe

Reinforce the We Believe statement by asking what effect the Holy Spirit has on us in the Sacrament of Confirmation. (*The Holy Spirit unites us more perfectly to Christ and to the Church.*)



Hear and Believe Scripture

Children of God

This Scripture passage comes from Paul's letter to the early Church in Rome. It is one of the readings often proclaimed during the Confirmation liturgy. In it, Paul encourages the Church by saying that the Holy Spirit unites believers with Christ and with God.

For those who are led by the Spirit of God are children of God. For you did not receive a spirit of slavery to fall back into fear, but you received a spirit of adoption, through which we cry, "Abba, Father!" The Spirit itself bears witness with our spirit that we are children of God, and if children, then heirs, heirs of God and joint heirs with Christ, if only we suffer with him so that we may also be glorified with him.

Romans 8:14-17

The Holy Spirit dwells within us, and we are adopted children of God the Father. As children of God, we need never fear. We can be confident that God is with us always. Inspired by that confidence, we can give witness to our faith by following Jesus' example.

We Believe

In the Sacrament of Confirmation, the Holy Spirit unites us more perfectly to Christ and to the Church.

Our Church Teaches

We receive the Holy Spirit in the Sacrament of Confirmation. Through Confirmation, our relationship with the Church deepens, and we are called to spread and defend the faith. The Holy Spirit strengthens us to give witness to the Church's mission.

The Holy Spirit has a special role in the liturgy of the Church. At the Eucharist, the Holy Spirit is invoked and prepares the Church to be in the presence of Christ in the liturgy of the Word. The Holy Spirit calls the words and deeds of the faithful, thereby the power of the Holy Spirit and the words of the Eucharist, the bread and wine are changed into the Body and Blood of Christ. The Holy Spirit manifests the Christ's body to those who are baptized. Both Baptism and Confirmation are sacraments that have a special character in our souls. We allow the Holy Spirit to guide our lives. God promises an amazing inheritance: eternal life with him in the Kingdom of Heaven.

278


ADDITIONAL ACTIVITY

MULTIPLE INTELLIGENCES: INTRAPERSONAL/VERBAL-LINGUISTIC Making Father's Day Cards for God

- Invite the young people to reflect on what it means to be a child of God. Remind them that through Baptism we become members of God's family and that the Holy Spirit dwells within us.
- Distribute construction paper and markers, and invite the young people to design Father's Day cards for God. They can include phrases praising God for being so wonderful, expressions of gratitude for what God has done for them, and personal messages about ways they are living as children of God. Display the cards in the hallway or on your bulletin board.

ACTIVITIES

1. Baptism and Confirmation leave a permanent spiritual mark on our souls. Imagine what a permanent spiritual mark is like. Create a poem, song, or picture that expresses this truth.



2. During Mass, Christ is uniquely present in the Holy Eucharist. How can the Holy Spirit help you give witness to your faith in Christ's presence in the Eucharist?



279

Doing the Activities

1. Illustrate a Spiritual Mark

Read aloud the directions and invite the young people to work individually on the first activity. Invite volunteers to share their illustrations.

2. Give Witness to Christ's Presence

Have the young people complete the second activity. Invite volunteers to share their illustrations.

ENRICHING THE CHAPTER

Language Arts

Remind the young people that an antonym is a word meaning the opposite of another word. Have the young people list as many antonyms for the word *fear* as they can. Discuss with them how following Jesus can involve taking risks. Invite the young people to share some examples of how a fear, such as the fear of rejection, could keep them from following Jesus. Then have them look at their lists of antonyms and identify which ones describe attitudes or emotions that could help them conquer their fears and follow Jesus.

ADDITIONAL ACTIVITY

Creating Scripture Posters

- Organize the young people into four small groups and provide each group with a sheet of poster board, markers, and a Bible.
- Write the following Scripture citations on the board: John 1:5-9, Isaiah 12:1-3, Mark 4:35-41, and Romans 8:14-17.
- Invite four volunteers each to read aloud one of the Scripture passages.
- Assign one verse to each of the four groups. Have each group design a poster that applies the message of that verse toward solving a problem that people their age face today.
- Allow time for work. Then invite a volunteer from each group to present and explain its poster.

Respond

Objective To identify examples of the Holy Spirit at work in familiar life situations

Discussing the Text

- Draw the young people's attention to the images on page 280. Allow volunteers to describe what they see.
- Invite the young people to read the story about the two Palestinian saints. Remind the young people that religious conflicts have affected the Holy Land for centuries. Point out that, in addition to the ways the sisters showed courage in their personal lives, it takes extra courage to be publicly known for your religious views in a society where beliefs are diverse.

Doing the Activities

1. Strengthened by Prayer

- Have the young people read the directions to the first activity and invite them to write their responses.
- Invite volunteers to share their suggestions with the group.

2. Being Misunderstood

- Organize the young people in pairs, then invite them to read the directions and complete the second activity.
- Allow time for partners to develop and practice their skits. Then ask volunteers to share their skits with the group.

Respond

Strong in the Spirit



When we are filled with the confidence that the Holy Spirit gives, we can do whatever God asks, no matter what it costs. This truth shows clearly in the lives of two women religious from Palestine, both of whom were canonized, or named saints of the Church, by Pope Francis on May 17, 2015: Saint Marie-Alphonsine Danil Ghattas and Saint Mariam of Jesus Crucified Baouardy.

From an early age, both young women were drawn to the religious life. Mariam was 19 when she entered her religious order, and Marie-Alphonsine was only 17. Both faced severe challenges. Mariam, orphaned at the age of three, escaped her uncle's house when she was 13 after refusing a forced marriage and surviving an attempt on her life by an angry servant. After an extraordinary recovery, she traveled throughout the Holy Land serving the poor until she joined the Sisters of St. Joseph and then the Carmelites. Though she was uneducated and suffered from poor health, she became known for her joyful presence, clear explanations of theology, and beautiful poetry, "the fruit of her constant converse with the Holy Spirit" (Pope Francis, canonization homily, May 17, 2015). Although she only lived to age 32, during her short lifetime she also helped found three new Carmelite monasteries.

Marie-Alphonsine also had many opportunities to show her courage in following the Holy Spirit. When she finally entered religious life, Marie-Alphonsine had already worked for years to overcome her father's opposition to her vocation. While teaching the catechism in Bethlehem, she began to receive visions of Mary asking her to found a new congregation devoted to the Rosary. This congregation, the Sisters of the Most Holy Rosary of Jerusalem, is the only congregation that was founded in the Holy Land. To this day, it continues to serve the poor and to work to eliminate illiteracy in many parts of the Middle East.

ACTIVITIES

1. Because of her prayer—inspired by the Holy Spirit—Saint Mariam Baouardy was able to explain complicated truths in a simple way. What are some ways that prayer can give you the strength to do things you could not do before?

2. Although she was following the guidance of Mary and the Holy Spirit in prayer, Saint Marie-Alphonsine Ghattas had to face the possibility of being misunderstood in her work. With a partner, prepare a short skit that shows what it feels like to do the right thing despite being misunderstood. Present your skit to the class.


280

CULTURAL AWARENESS

Supporting Christians in the Holy Land

- Remind the young people that the Holy Land is where Jesus was born, lived, carried out his public ministry, and died on the Cross. It is the place where Christianity began.
- Point out that Christians have always lived in the Holy Land and at one time made up a large percentage of its population. Today, however, because of war and persecution, Christians make up only about two percent of the population of the Holy Land.
- Share that the Church works to support the Christians living in the Holy Land and also to care for the Christian holy sites there. One way the Church does this is through a special collection taken up in all Catholic churches on Good Friday each year.

3. Look at the pictures below to see how the Gifts of the Holy Spirit are at work in daily life. Name some situations where one or more of the Gifts of the Holy Spirit can work in you.



Doing the Activities (continued)

3. Gifts of the Holy Spirit

- To complete the remaining activity, the young people may refer to the explanation of the seven Gifts of the Holy Spirit on page 277.
- Direct the young people to explain how a confirmed person uses the Gifts of the Holy Spirit. Ask volunteers to share their responses.
- Invite the young people to look at the photographs, and ask volunteers to read aloud the captions below them. Explain that the pictures are examples of how the Holy Spirit guides us in our relationships with others. Then have the young people read the directions and complete the activity. Encourage volunteers to share their responses.

Don't forget the **Faith in Action** page! Invite the young people to turn to page 310 to learn about the Catholic Social Teaching focus for this chapter.

ENRICHING THE CHAPTER

First Gift

- Share the following words taken from Eucharistic Prayer IV, in which the priest proclaims that Christ "sent the Holy Spirit from you, Father, as the first fruits for those who believe, so that, bringing to perfection his work in the world, he might sanctify creation to the full."
- Ask the young people to reflect on the action of the Holy Spirit in their lives and how they have responded to it.

ADDITIONAL ACTIVITY

Caring for Christians in the Holy Land

Although conflict in the Holy Land affects Jews and Muslims as well as Christians, as a minority Christians are often caught in the middle and are subject to persecution and discrimination. Organizations whose mission is to care for the Christians in the Holy Land include the Franciscan Foundation for the Holy Land (ffhl.org) and the Holy Land Christian Society (holylandchristians.org). Have the young people work in small groups to research one of these or similar organizations and report on what they learn.

Explain that reports must include the following:

- Examples of problems Christians in the Holy Land are facing
- How the group's chosen organization works to support Holy Land Christians
- Ways the young people can support Christians in the Holy Land

Invite the small groups to present their reports.

Prayer

Objective To pray the Prayer to the Holy Spirit

Preparing for Prayer

- Focus the young people's attention on the enthroned Bible and the candle. Invite them to recall that they are in the presence of God as his faithful people, preparing to raise their minds and hearts in prayer.

A Prayer to the Holy Spirit

- Direct the group to the prayer on page 282. Read the first paragraph.
- Assign half the group the part of Group 1 and the other half the part of Group 2. Read aloud the second paragraph. Then invite each group to pray its part aloud.
- Call each young person forth for a blessing. Make the sign of the cross on each young person's forehead, saying these words: "(Name), open your heart to the Holy Spirit." You may wish to invite each young person to respond, "I will."
- Close by singing a song suggested on 272D or another song you have chosen.

ENRICHING THE PRAYER

Explain to the young people that we have many names for the Holy Spirit, including: Advocate, Helper, Teacher, Guide, Spirit of Truth, and Breath of Life. Invite the group to choose one name and use that name in place of "Holy Spirit" while they are praying today's prayer.

Prayer

A Prayer to the Holy Spirit

You have learned about anointing and the laying on of hands in the Sacrament of Confirmation. There are other signs and symbols associated with the Holy Spirit. Fire is one symbol used to represent the action of the Holy Spirit in our lives.

The Holy Spirit transforms our hearts and lights our way. Let us pray for the Holy Spirit to fill our lives with love.

Group 1: Come, Holy Spirit, fill the hearts of your faithful.
And kindle in them the fire of your love.
Send forth your Spirit, and they shall be created.
And you will renew the face of the earth.


All: *(Pause and reflect on how you can use your gifts in service to others as Jesus did.)*

Group 2: Lord, by the light of the Holy Spirit, you have taught the hearts of your faithful.
In the same Spirit, help us relish what is right and always rejoice in your consolation.
We ask this through Christ, our Lord.
Amen.

Adapted from the Roman Missal



282



LOOKING AHEAD TO CHAPTER 19

Get Connected

Tear out the **Get Connected** pages for the next chapter. Remind the young people to work on these at home with their families and friends.

Chapter Review 18

A Write a brief summary of what you have learned in this chapter, using words from the box.

Answers will vary.

bishop
 baptismal promises
 candidates
 Sacred Chrism
 homily
 hand
 Holy Spirit
 Sacrament of Confirmation

B Circle the letter of the best answer.

- The Sacrament of Christian Initiation in which the graces of our Baptism are strengthened and our relationship with the Church is deepened is _____.
 - Anointing of the Sick
 - Confirmation
 - Holy Orders
 - Penance and Reconciliation
- The seven special graces or blessings that enable us to become more Christ-like are the Gifts of _____.
 - God
 - Confirmation
 - the Holy Spirit
 - Jesus
- Attesting to the truth of something by words or actions is called _____.
 - witnessing
 - protesting
 - servicing
 - committing perjury
- Both _____ leave a permanent spiritual mark on our souls.
 - Baptism and Penance and Reconciliation
 - Baptism and Eucharist
 - Eucharist and Confirmation
 - Baptism and Confirmation
- _____ is NOT a sign or symbol of the Holy Spirit.
 - Fire
 - Anointing
 - Laying on of hands
 - The crucifix

Chapter Review 283

Chapter Review

Reviewing the Chapter

- The Chapter Review will help the young people recall the important content of the chapter.
- Be sure to review the concept that in the Sacrament of Confirmation the Holy Spirit strengthens our bonds with Christ and the Church.

Completing the Exercises

- Invite the young people to complete the Chapter Review. Allow them to look back at the pages of the chapter to find answers they cannot recall.
- The Answer Locator gives the page number where each answer may be found.
- Be sure to discuss the answers with the group and go over concepts that were generally misunderstood or forgotten. Then have the young people correct any mistakes they made.

ANSWER LOCATOR

A

pp. 276, 277

B

- | | |
|-----------|-----------|
| 1. p. 277 | 4. p. 278 |
| 2. p. 277 | 5. p. 280 |
| 3. p. 277 | |


Chapter Review

Special Note for Exercise D

Direct the young people to page 282, and then tell them to write the first part of the prayer on the lines provided. You may wish to remind the young people to write in silence and to pray the words as they write them.

Optional Testing

After the young people have completed the Chapter Review, you may wish to administer the Chapter 18 Test using the reproducible pages in *The Story of Jesus Assessments* book.



18 Chapter Review

C Match each Gift of the Holy Spirit in Column A with its description in Column B by writing the correct number in the space provided.

- | A | B |
|---------------------|--|
| 1. wisdom | 4. helps us know what God teaches through Jesus, Scripture, and the Church |
| 2. counsel | 1. helps us know how God wants us to live |
| 3. piety | 7. helps us be strong when we face problems in living our faith |
| 4. understanding | 6. helps us be thankful for all God's gifts |
| 5. knowledge | 5. helps us know that God is more important than anything else |
| 6. fear of the Lord | 2. helps us make good decisions in our everyday lives |
| 7. fortitude | 3. helps us love God more than anyone or anything else |

D Write the first part of the Prayer to the Holy Spirit.

Come, Holy Spirit, fill the hearts of your faithful. And kindle in them the fire of your love.

E Respond to the following.

1. Explain the role of the Holy Spirit in the liturgy of the Church.

The Holy Spirit unites us in faith, helps us receive God's Word, and makes us into Christ's Body. Through the Holy Spirit, the bread and wine become Christ's Body and Blood.

2. How does the Sacrament of Confirmation call us to service?

It calls us to use our talents and gifts to serve God and others.

Self-Evaluation

This session was

- one of the best.
- pretty good.
- in need of improvement.

What worked out best was

For next time I would change

I will be sure to prepare for

ANSWER LOCATOR

C

1-7. p. 277

D

p. 282

E

1. p. 278

2. p. 275